

## Xline2



### Features

- High lighting efficiency, upto 100lm/W
- Powerful light output, upto 1500 lm/Meter
- Built-In Driver
- UGR<19, ideal light distribution for Office Lighting
- Super fast installation, suspended or surface mounted
- Connectable. Fast installation, suspended or surface mounted
- Modern, stylish, excellent surface treatment
- Durable with life span over 50,000 hours
- 3 Years Guarantee

### Applications

A perfect luminaire for open space area in various applications such as:

- Offices
- Warehouses
- Workshops
- Shops
- Schools
- Supermarkets
- Meeting Rooms



## Sheenly LED Linear Light

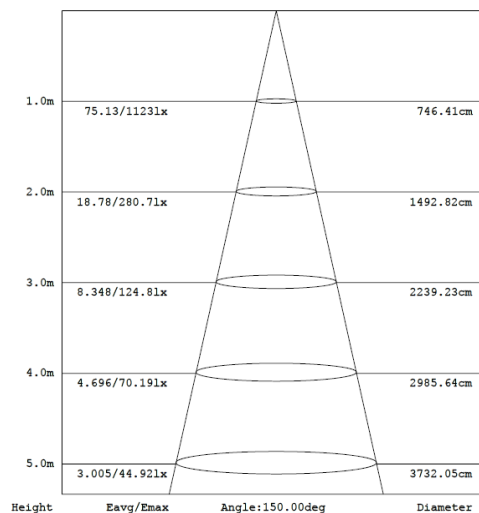
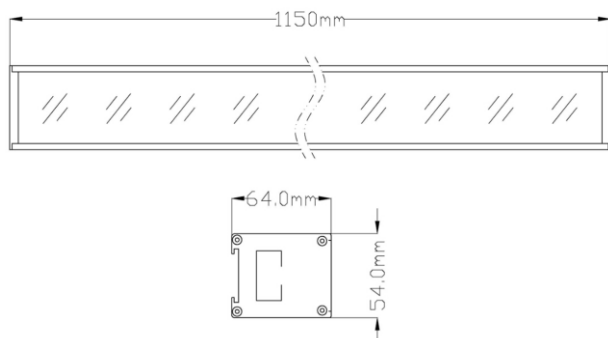
Sheenly's new LED Linear Light Xline2 is a unique and innovative product, which is the first edge lit linear panel with built-in driver.

A hybrid of edge lit technology, with its extremely high efficiency and well controlled UGR, Xline2 is suitable to be used as a linear high-bay for work place and offices.

### Specifications

<b>Dimension</b>	1150*55*65 mm 1450*55*65 mm
<b>Power &amp; Lumen Output</b>	
26W	2600 lm @ 4000K
30w	3000 lm @ 4000K
<b>Color Temperature</b>	
Warm White	3000K-3300K
Natural White	4000K-4300K
Pure White	5700K-6000K
<b>Color Rendering Index</b>	>80
<b>Rated Life (L70)</b>	50,000 Hours
<b>Housing</b>	Aluminum
<b>Optics</b>	Opal/Micro Prismatic
<b>Beam Spread</b>	120°
<b>Operating Temperature</b>	-20°C to +60°C (Amb.)
<b>Input Voltage</b>	200-240V/AC
<b>Power Factor</b>	>0.95
<b>Working Voltage</b>	
26W	33-36 V/DC
30W	36-39 V/DC
<b>Working Current</b>	700 mA
<b>Net Weight</b>	2.0 Kg
<b>Glow Wire</b>	650 °C (850°C Optional)
<b>IP</b>	IP20
<b>IK</b>	IK05
<b>Installation</b>	Suspension surface mounted

## Dimension and Illumination Diagram



## Ordering Information


Sheenly	Class	Watt	CCT	Model	Finishing	Options
SL=Sheenly Lighting	XLN=Xline	26W 30W	WW=3000K NW=4000K PW=6000K	N2	SI=Silver	MP=Micro Prismatic Diffuser (UGR19) PC= PC Diffuser (Glow Wire 850°C)

Part Number	Power	CCT	Lumen Output	Beam	Dimension
SL-XLN-26W-WW-N2	26W	3000K	2400	120°	1150*55*65 mm
SL- XLN -26W-NW-N2	26W	4000K	2600	120°	1150*55*65 mm
SL- XLN -26W-PW-N2	26W	6000K	2800	120°	1150*55*65 mm
SL- XLN -30W-WW-N2	30W	3000K	2800	120°	1450*55*65 mm
SL- XLN -30W-NW-N2	30W	4000K	3000	120°	1450*55*65 mm
SL- XLN -30W-PW-N2	30W	6000K	3200	120°	1450*55*65 mm

## Accessory



Suspension Kit:  
Steel Cables, Screws, accessories, etc.



**Shanghai Sheenly Lighting Co., Ltd.**

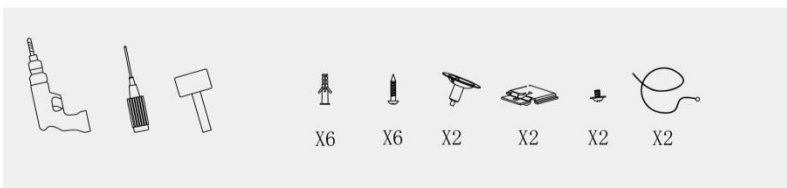
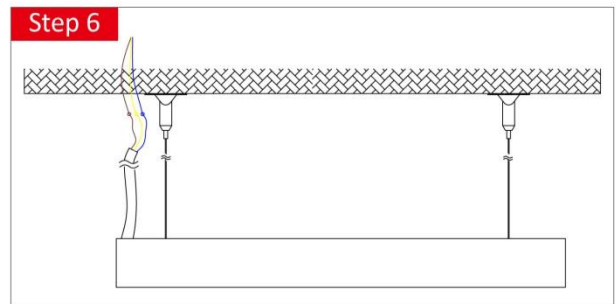
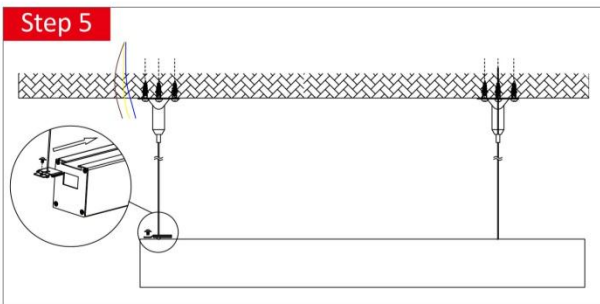
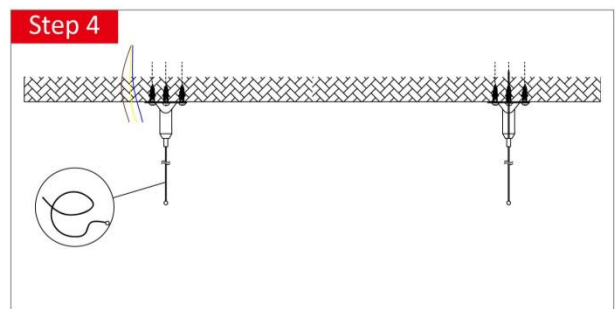
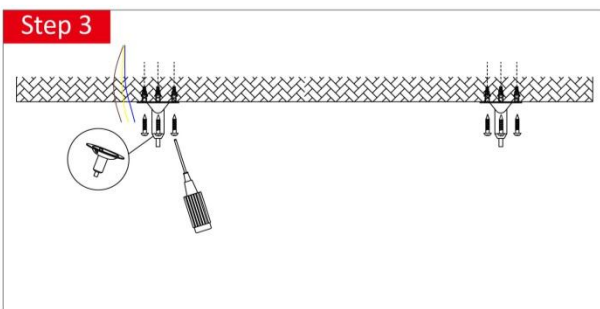
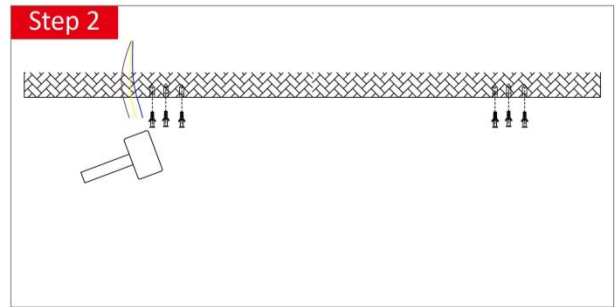
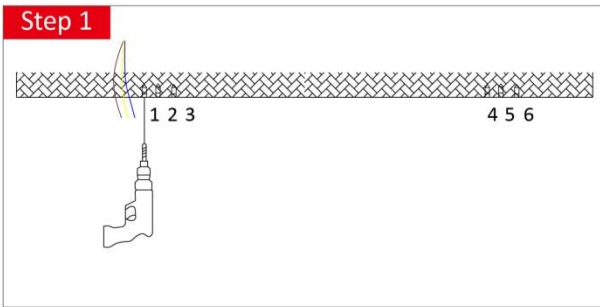
No. 2755 SanLu Road, Minhang District Shanghai 201112, China

Tel: (+86)-21-6411 3138 Fax: (+86)-21-6411 3862

\*All specifications subject to change without notice.

©2009-2014 Sheenly Lighting all rights reserved.

## LED Linear Light Xline2 Installation Manual



***Lighting Up a New World***